



Immigration, Here and Now

Catalonia 2008

Statistical data



Generalitat of Catalonia
Statistical Institute of Catalonia

Immigration, Here and Now

Catalonia 2008

Migration is not a new phenomenon in Catalonia. For the past hundred years, the arrival of immigrants from around Spain has been a constant occurrence, albeit with varying intensity. Migration has always had both direct and indirect repercussions on population growth in Catalonia, just as it has contributed to the country's economic and social progress.

Statistics help us learn about social phenomena. The data allow us to not only quantify, but also evaluate and analyze our own evolution. With a steadfast desire to foster knowledge and comprehension of the phenomenon of migration in Catalonia, coinciding with the exhibition *Immigration, Here and Now*, we have published this selection of graphs as an aid to understanding the fundamental data.

The information focuses particularly on the most recent wave of migration, one marked by the majority of the immigrants being foreign nationals and by the rapid pace at which it occurred. In 2008, the foreign population has reached over one million inhabitants: the data give us an insight into the profile of this new immigration, the gender, age, places of origin and the influence on natural population movement. Population growth, distribution in the region and social conditions are part of the information included.

We trust that these data will prove beneficial to the aim of the exhibition: to learn more about immigration, which is to learn more about ourselves.

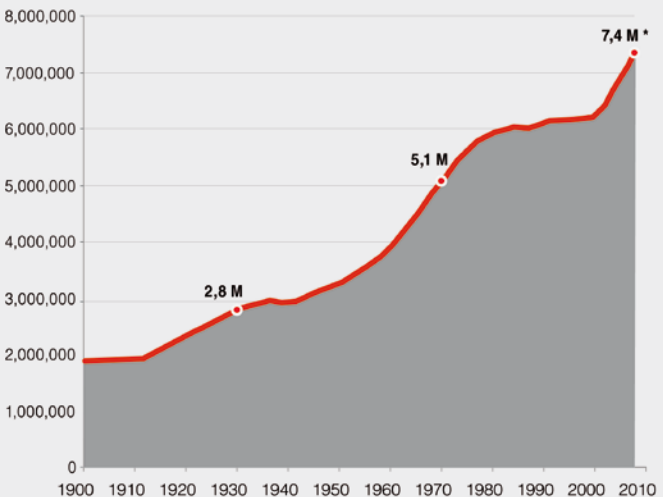
Statistical Institute of Catalonia

Population growth

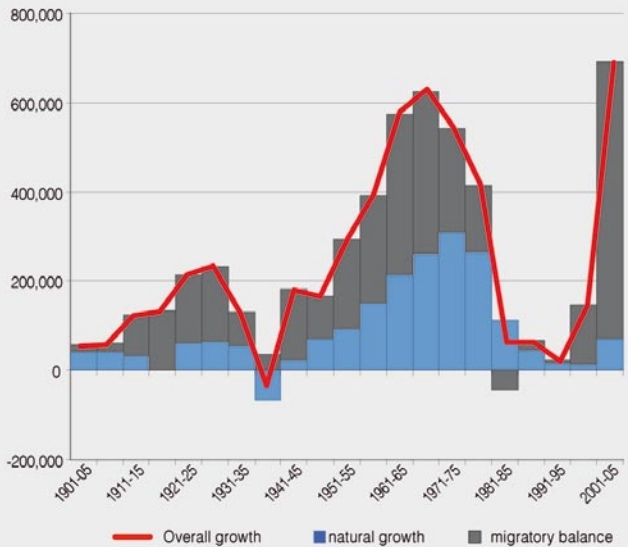
- From 2001-2008, the population of Catalonia underwent one of the largest growth phases in its history.
- Foreign immigration is the main component of the growth currently taking place among the Catalan population.
- In 2008, the number of foreign residents reached over one million inhabitants for the first time.
- Foreign nationals currently represent 15% of the resident population in Catalonia.
- Catalonia is home to 21% of Spain's total foreign population.



Evolution of the population

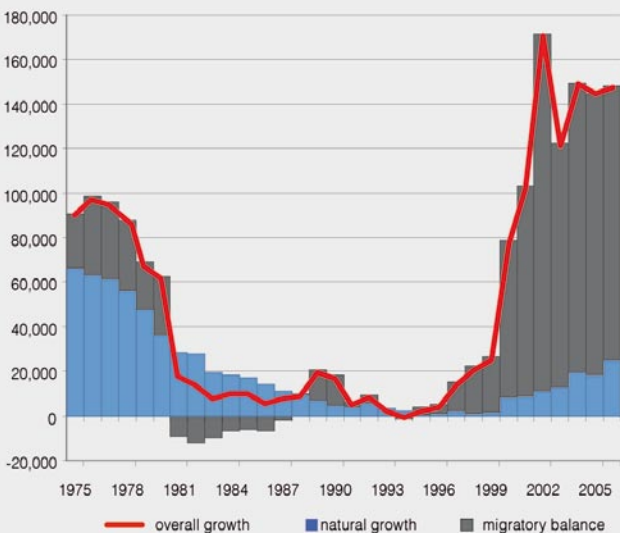


Population growth by components.
Five-year data. 1901-2005

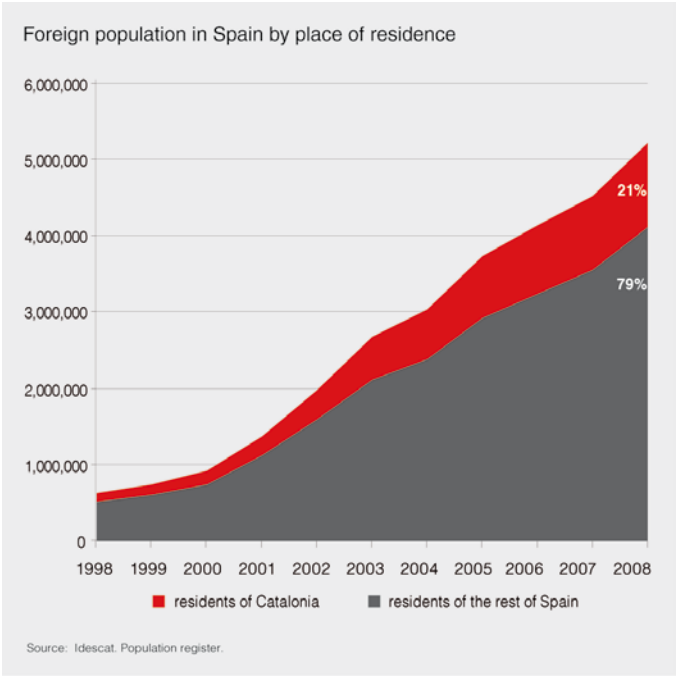
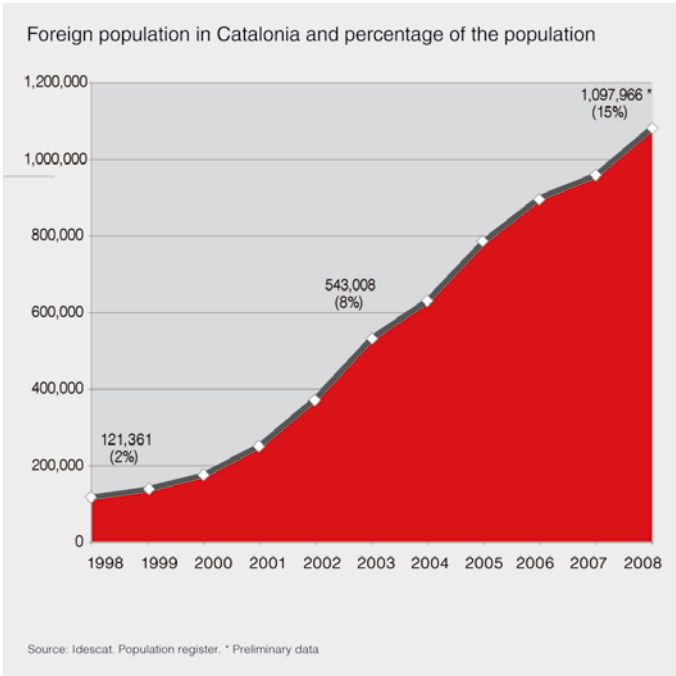


Source: Idescat. Population Censuses and Vital statistics

Population growth by components.
Annual data. 1975-2006



Source: Idescat. Population Censuses and Vital statistics

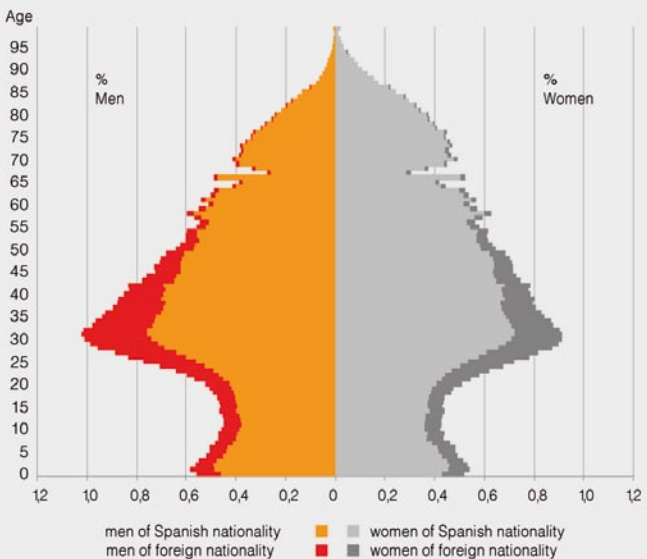


Gender, age and origin

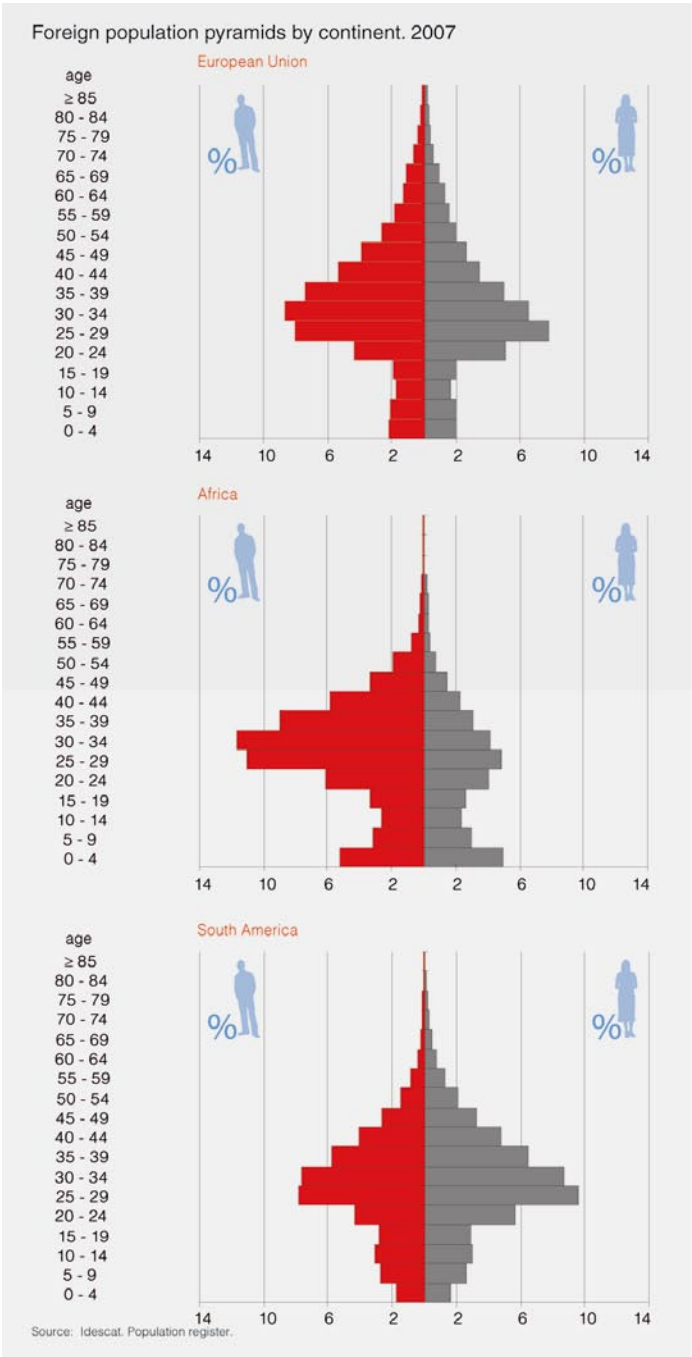
- The foreign population is concentrated in young working adults aged 15 to 44.
- The foreign population is predominantly male, with a ratio of 121 men per 100 women.
- The population originating from Asia and Africa is highly marked by the disproportionate number of men. Conversely, women are the majority among the population originating from South America.
- The Americas are the primary sender of foreign immigrants (36%). Europe is second (30%), while Africa ranks third (25%).
- The nationality most represented is Moroccan, followed by Romanian and Ecuadorian.

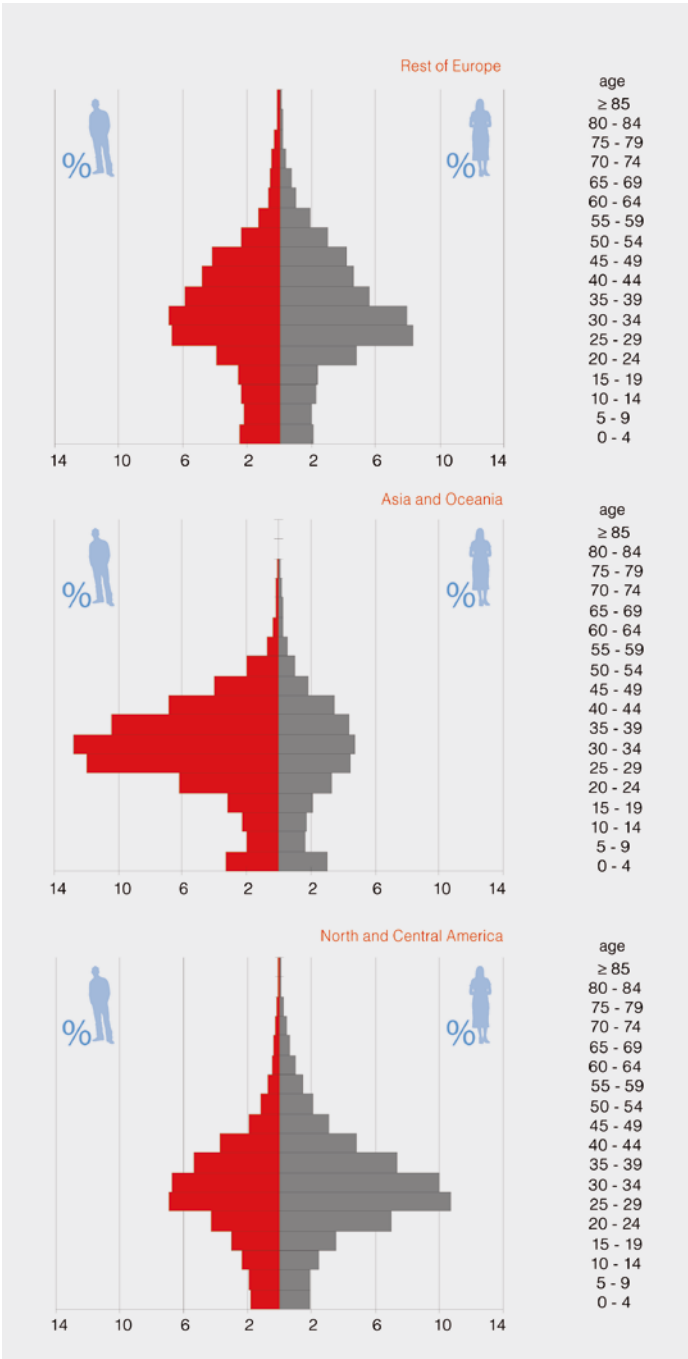


Population pyramid. 2007

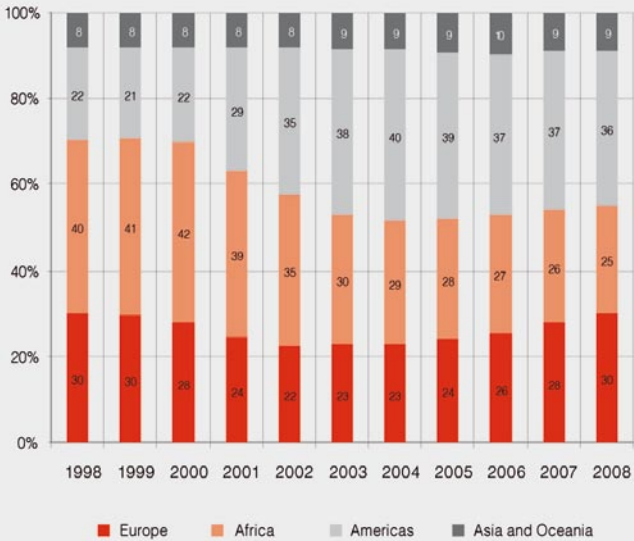


Source: Idescat. Population register



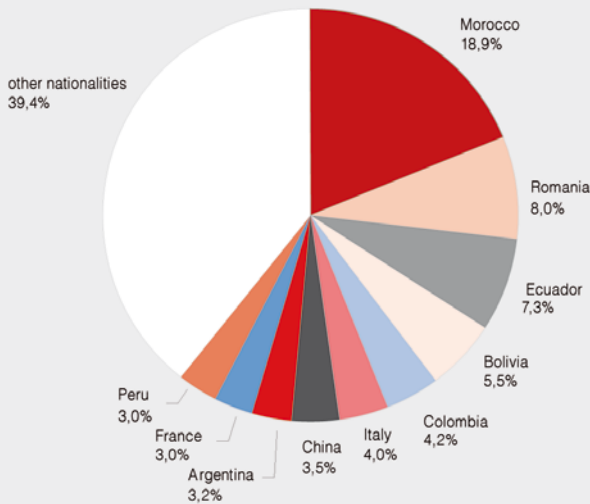


Foreign population by continent



Source: Idescat. Population register.

Foreign population by nationality. 2008



Source: Idescat. Population register

Foreign population by nationality. 2008

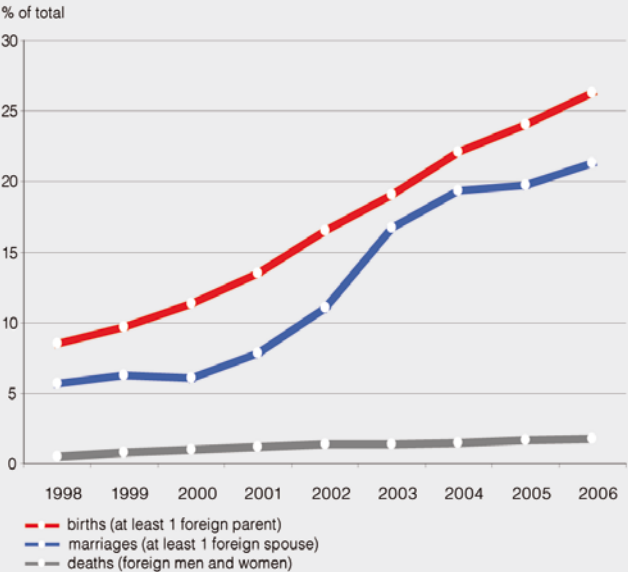
EUROPE	331,347	Cameroon	1,049
Romania	87,899	Egypt	800
Italy	43,678	Guinea-Bissau	779
France	33,459	Tunisia	477
Germany	22,911	Côte d'Ivoire	475
United Kingdom	20,639	Congo-Brazzaville	372
Portugal	15,453	Sierra Leone	196
Ukraine	15,027	Angola	193
Russia	13,837	South Africa	150
Poland	12,956	Cape Verde	79
Bulgaria	11,738	Liberia	71
Netherlands	9,706	Dem. Republic of the Congo	66
Belgium	5,492	Rest of Africa	1,129
Georgia	4,069		
Moldavia	3,851	AMERICAS	390,923
Armenia	3,509	Ecuador	80,350
Switzerland	3,289	Bolivia	60,534
Sweden	2,838	Colombia	46,006
Lithuania	2,509	Argentina	35,023
Slovak Republic	1,977	Peru	32,598
Czech Republic	1,897	Brazil	25,603
Ireland	1,702	Dominican Republic	19,295
Austria	1,501	Chile	16,371
Denmark	1,254	Uruguay	15,938
Greece	1,109	Paraguay	12,030
Byelorussia	1,085	Honduras	11,509
Hungary	998	Venezuela	9,295
Serbia	972	Cuba	8,924
Andorra	894	Mexico	7,286
Finland	748	United States of America	4,883
Norway	665	El Salvador	1,729
Turkey	595	Nicaragua	925
Albania	540	Canada	693
Croatia	489	Guatemala	627
Latvia	472	Panama	506
Bosnia and Herzegovina	427	Costa Rica	465
Iceland	269	Rest of the Americas	333
Slovenia	261		
Estonia	176	ASIA AND OCEANIA	99,950
Macedonia (fmr.Yug.Rep.)	158	China	38,367
Luxembourg	133	Pakistan	28,503
Cyprus	49	India	13,019
Malta	39	Philippines	8,350
Liechtenstein	5	Bangladesh	3,609
Rest of Europe	72	Japan	1,923
		Israel	727
AFRICA	275,746	Korea (Rep. of)	657
Morocco	207,194	Syria	519
Senegal	15,982	Iran	425
Gambia	15,141	Lebanon	389
Algeria	7,709	Australia	382
Mali	6,078	Jordan	247
Nigeria	5,945	Iraq	119
Guinea	4,110	Rest of Asia	2,548
Ghana	4,028	Rest of Oceania	114
Mauritania	2,045		
Equatorial Guinea	1,678		

Vital statistics

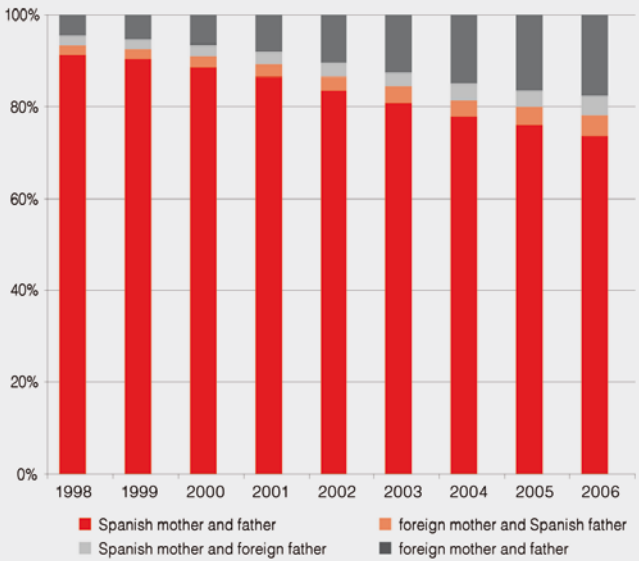
- The foreign population gets married and has children at younger ages.
- The foreign population has made a decisive contribution to the rise in number of births in recent years.
- One in four births corresponds to children of a foreign mother and/or father.
- One in five marriages involves at least one foreign spouse.
- Only 2% of deaths involve foreign residents.



Births, marriages and deaths of foreign residents

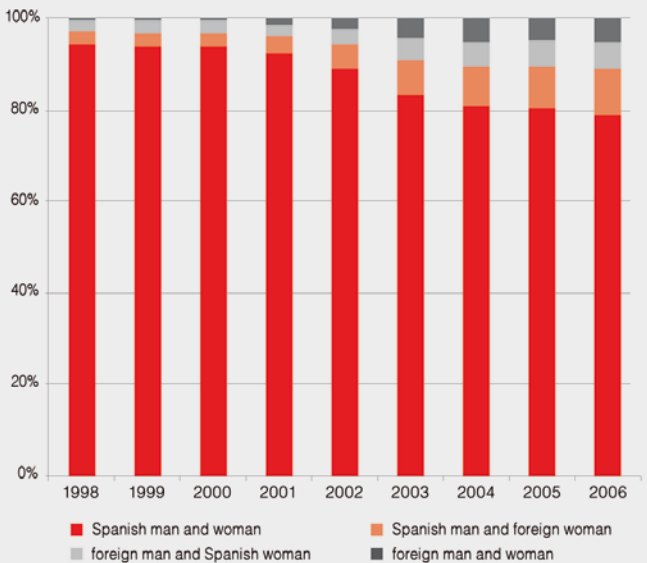


Births according to nationality of the mother and father



Source: Idescat. Vital statistics

Marriages according to nationality of the man and woman

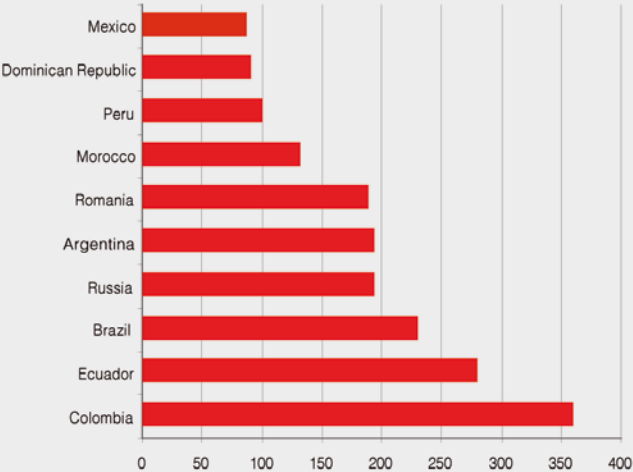


Source: Idescat. Vital statistics



Marriages involving a Spanish man and a foreign woman. Average 2004-2006

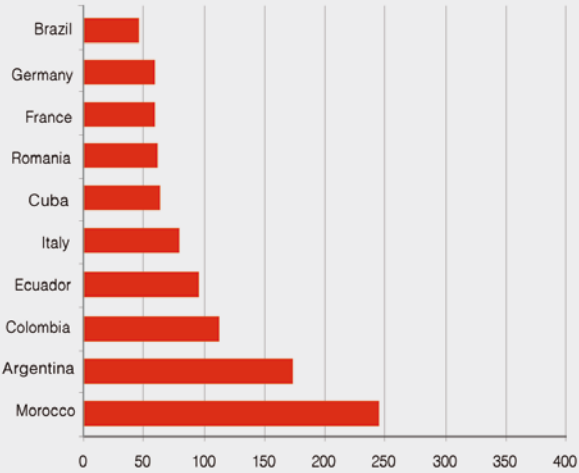
Nationality of the woman



Source: Idescat. Vital statistics

Marriages involving a Spanish woman and a foreign man. Average 2004-2006

Nationality of the man

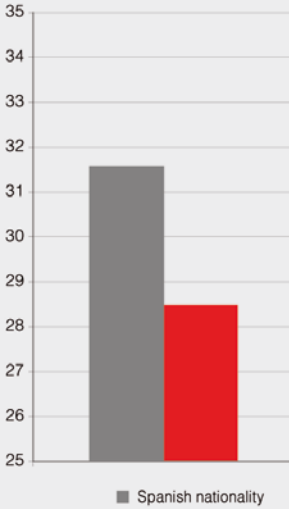


Source: Idescat. Vital statistics

Indicators of fertility and marriage rates. 2006

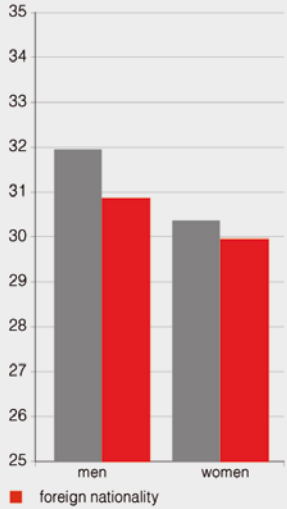
Average age at maternity

Age



Average age at first marriage

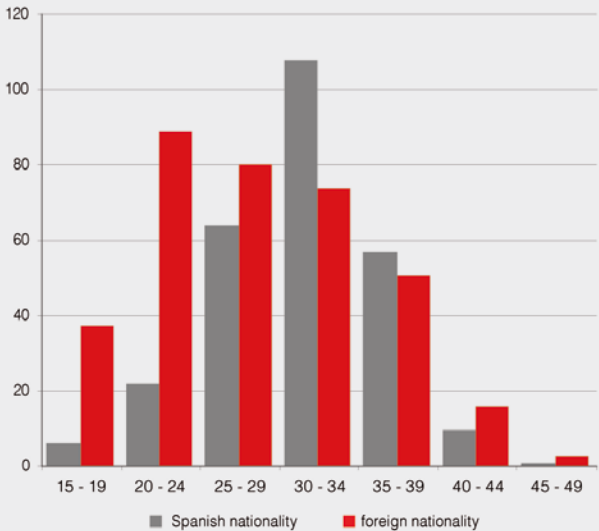
Age



Source: Idescat. Vital statistics

Fertility by age and nationality of the mother. 2006

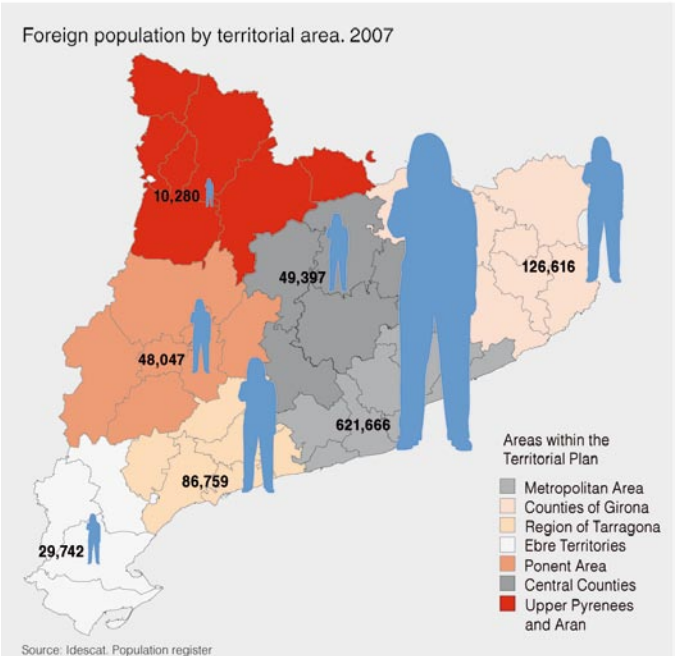
Births per 1,000 women



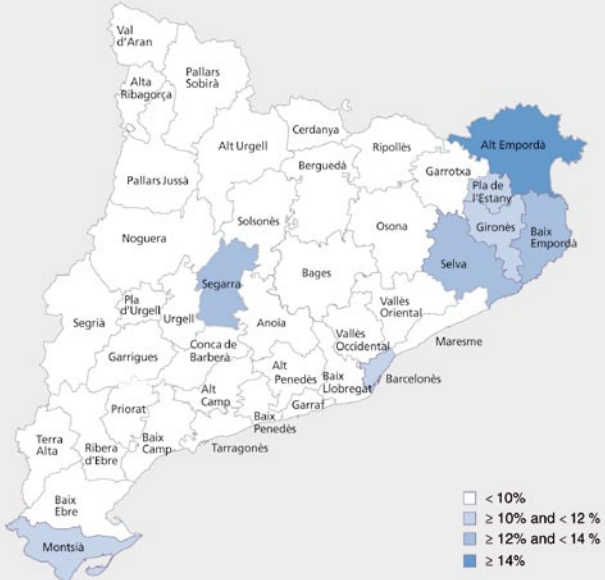
Source: Idescat. Vital statistics

Distribution in the region

- The Metropolitan Area has the highest concentration of foreign residents: 6 of every 10.
- The percentage of foreign residents has increased throughout Catalonia: the number of counties with more than 10% foreign population went from 8 to 35 between 2003 and 2007.
- Most foreign residents live in municipalities with over 50,000 inhabitants.
- 44% of the Asian population in Catalonia lives in the city of Barcelona.
- More than half of the immigrants originating from Africa live in small or medium-sized municipalities.

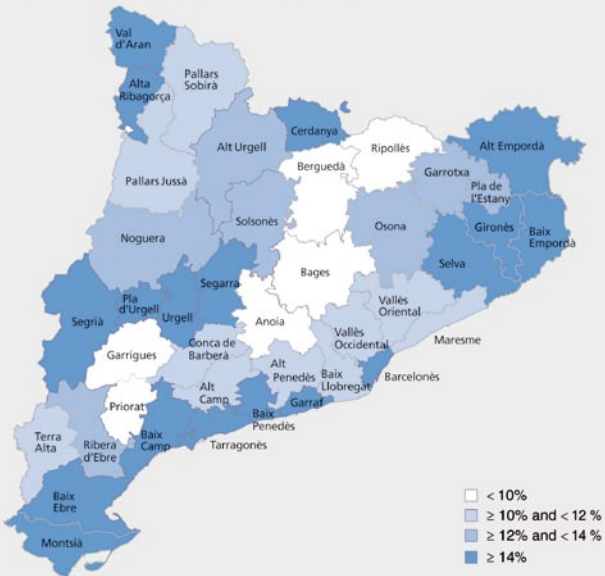


Proportion of foreign population by county. 2003



Source: Idescat. Continuous Population Registry

Proportion of foreign population by county. 2007

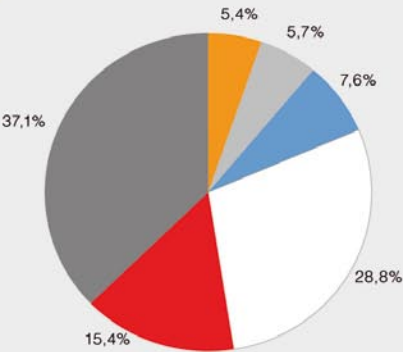


Source: Idescat. Population register

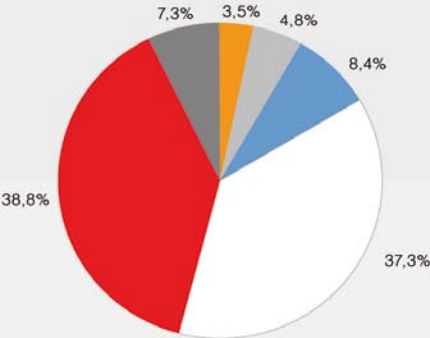


Foreign population by size of municipality and continents. 2007

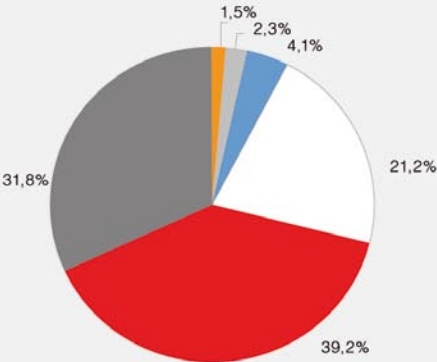
European Union

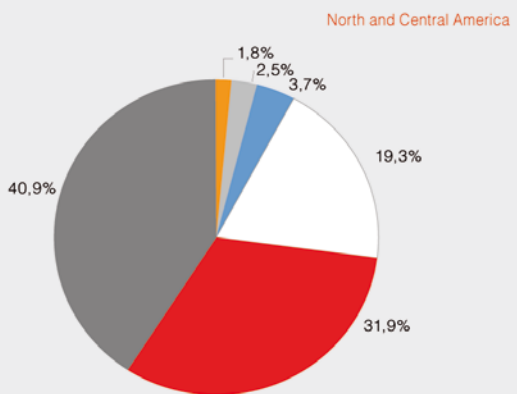
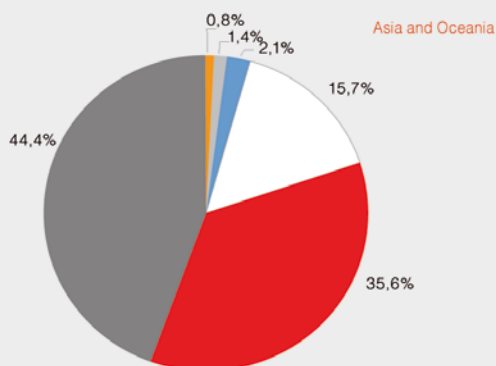
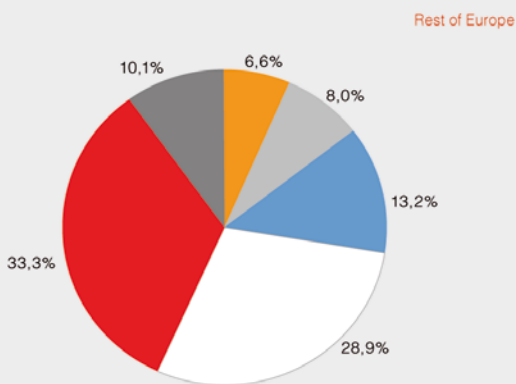


Africa




South America



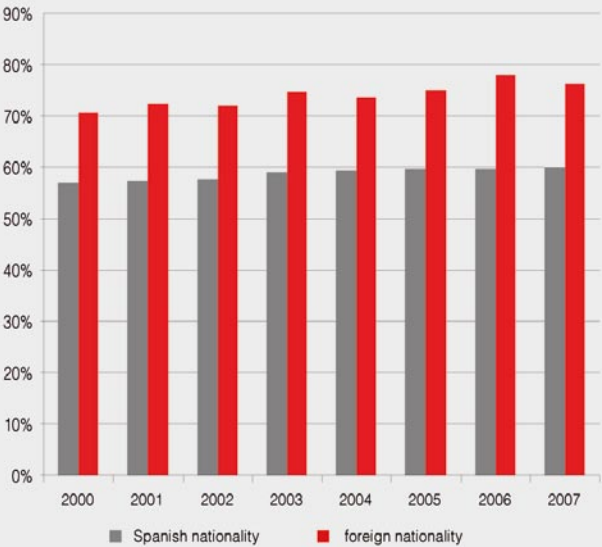


Social conditions

- The immigrant population has high activity rates, near 80%.
- The immigrant population has more job insecurity: more workers with temporary contracts and higher unemployment rates.
- 56% of the households of foreign residents have difficulties making it to the end of the month.
- 40% of the foreign population aged 16 or over is at risk of poverty.
- 15% of non-university students are of foreign nationality.

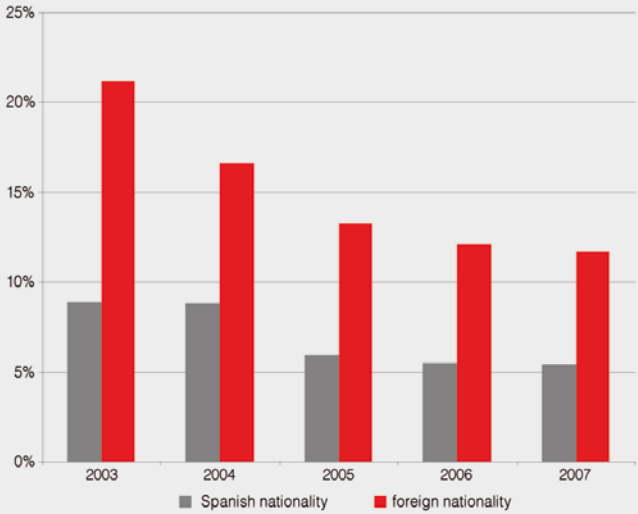


Activity rate by nationality



Source: Idescat, using data from the Labour Force Survey

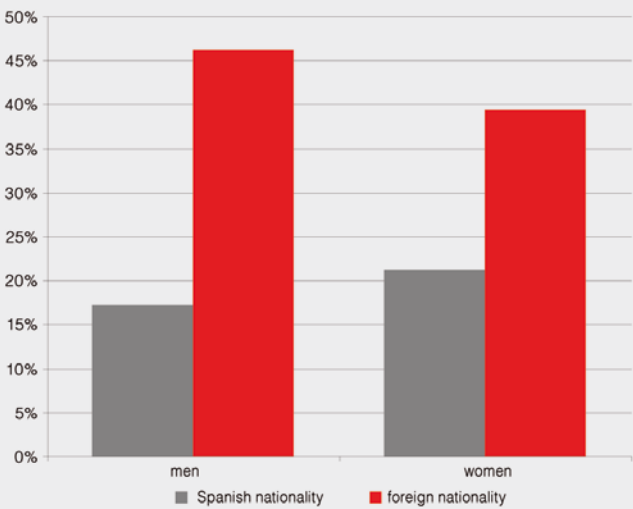
Unemployment rate by nationality



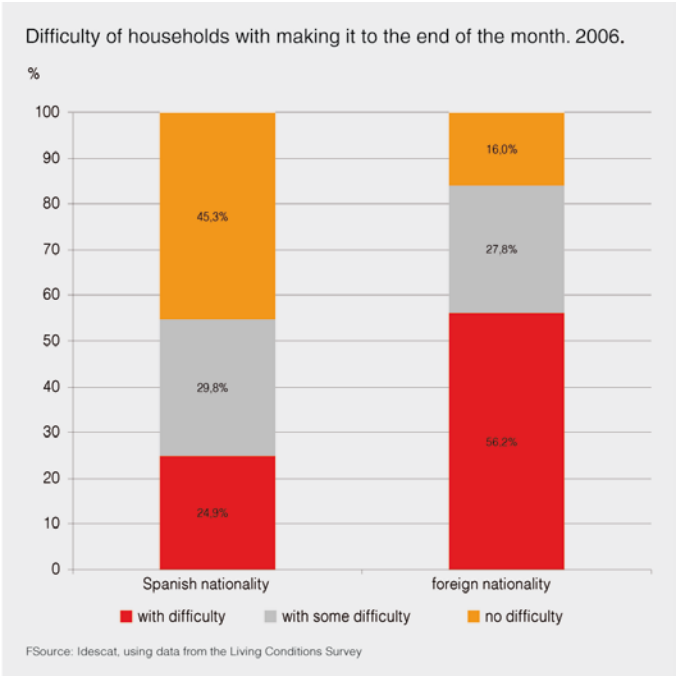
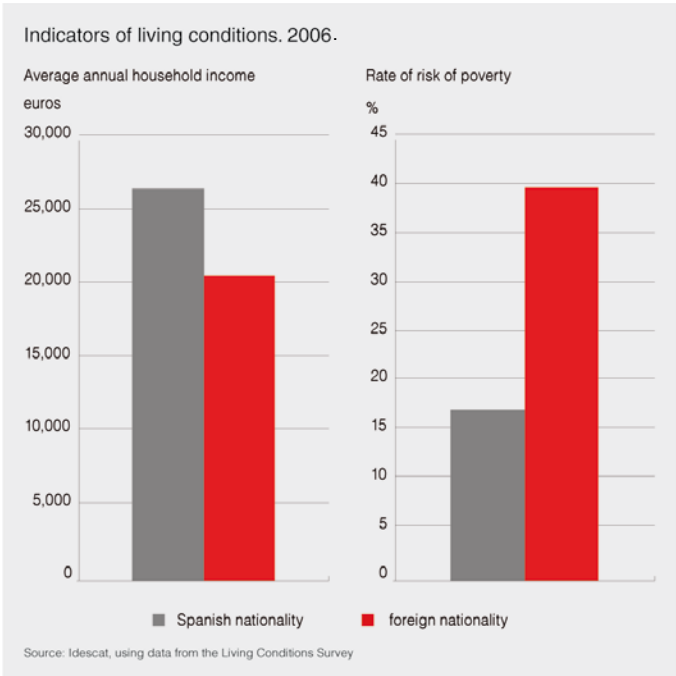
Source: Idescat, using data from the Labour Force Survey

Temporary employment rate by nationality, 2007

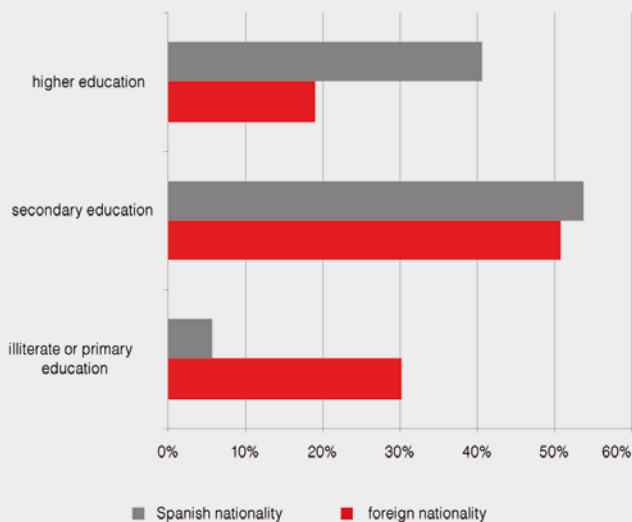
(wage-earning population with temporary contracts)



Source: Idescat, using data from the Labour Force Survey

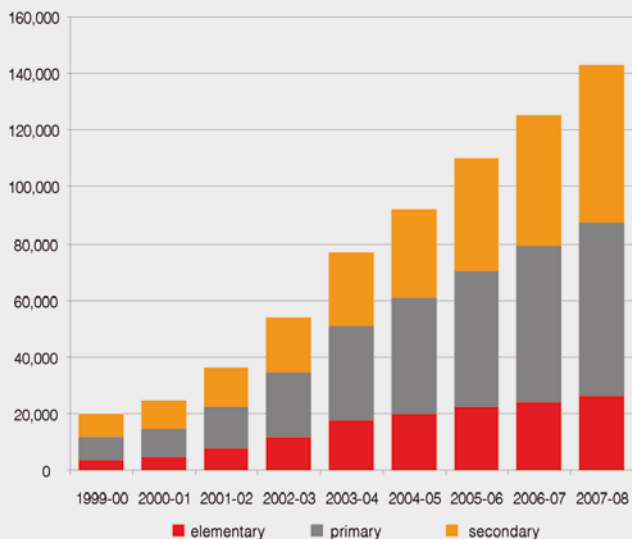


Education level of population aged 25 to 44, 2007.



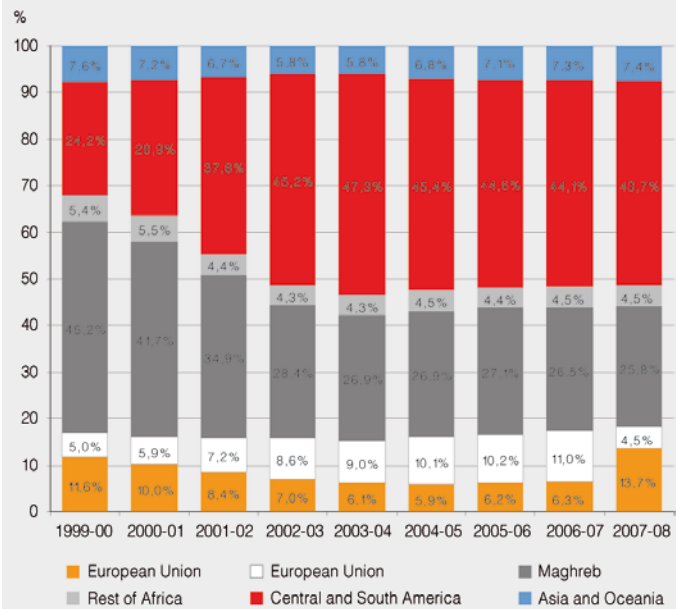
Source: Idescat, using data from the Labour Force Survey

Registered foreign students by educational level.

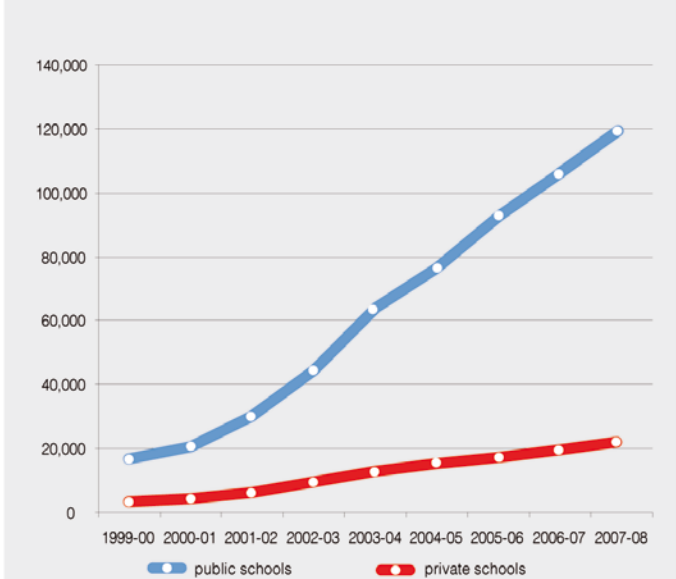


Source: Department of Education

Foreign students by geographic region of origin



Foreign students by type of school



Source: Department of Education

For more information:

<http://www.idescat.cat/poblacio/poblnaturalesa.html>

Web de l'estadística oficial de Catalunya

Català | Castellano | English
Primera visita? | 19.11.2008 09:11

ciutadans | altres webs | gencat.cat | mapa web | contacte | cercar

Indicadors al dia

TIC a les llars 2008	64,5%
Mercaderies ports set/08	-4,3%
P18, Avanç III/08	0,8
Exportacions jul/08	2,5%
IPC oct/08	3,6%

Altres indicadors

- Indicadors de conjuntura econòmica
- Indicadors d'estructura econòmica
- Demografia i qualitat de vida
- Indicadors demogràfics territorials
- Indicadors socials territorials
- Indicadors de la Unió Europea

Fitxes municipals

I Jornades de Llengua i Estadística

Enquestes sobre viatges

Indicadors de la Unió Europea

ANUARI ESTADÍSTIC DE CATALUNYA 2008

Onomàstica

Nom

Cognom

- Noms més freqüents de la població
- Cognoms més freqüents de la població
- Noms més freqüents dels nadons

Població | Economia | Societat | Territori | Idescat

- Recomptes
- Estructura: Sexe, edat i estat civil
- Naturalitat de la població
- Cens lingüístic
- Relació amb l'activitat
- Fluxos
- Llar i famílies
- Mobilitat espacial
- Estimacions
- Projeccions
- Onomàstica

Enquesta d'equipament i ús de les TIC a les llars 2008

El 64,5% de les llars catalanes disposen d'ordinador i el 54,4% de connexió a Internet l'any 2008, segons l'Enquesta d'equipament i ús de les tecnologies de la informació i les comunicacions a les llars.

18.11.2008 (fa 1 dia) | Economia | Noves dades

Exposició "La immigració, ara i aquí"

Des del 30 d'octubre es pot visitar al Palau Robert de Barcelona "La immigració, ara i aquí", una exposició impulsada per la Secretaria per a la Immigració de la Generalitat de Catalunya i comissionada per la Fundació Jaume Bofill. Amb motiu d'aquesta mostra, l'Idescat ha editat un fulletó que recull les estadístiques més rellevants sobre aquest fenomen social.

14/11.2008 (fa 5 dies) | Població | Notícia

Comerç amb l'estranger. Juliol 2008

Les exportacions han crescut un 10,8% interanual a Catalunya al juliol del 2008, segons les dades provisionals de Duanes. Per tipus de béns, tots han registrat increments, i destaquen els béns de consum (16,6%). Les importacions, d'altra banda, han augmentat un 2,5% i únicament els béns intermedis han anotat una taxa de variació positiva (7,7%).

13.11.2008 (fa 6 dies) | Economia | Noves dades

idescat | Població | Economia | Societat | Territori | Idescat | mapa web | contacte

Població > Naturalesa de la població

Naturalesa de la població

24.10.2008

Informació bàsica

Informació estructural

Demografia i qualitat de vida [-]

Informació estructural dels principals indicadors de Catalunya i la seva comparació amb Espanya.

- Residents estrangers per país de nacionalitat
- Residents estrangers

Anuari estadístic de Catalunya [-]

Informació de síntesi de les estadístiques bàsiques de Catalunya.

- Capítol 2. Població (PDF)
- Capítol 2. Població (Excel)

Informació territorial

Catalunya, comarques i municipis [-]

- Naturalesa de la població. Padró continu
- Naturalesa de la població. Censos i padrons

Indicadors socials [-]

Resultats per comarques

- Grups socials

Dades inframunicipals [-]

- Naturalesa de la població

Fitxes municipals [-]

- Població i societat

Fitxes comarcals [-]

- Població i societat

Temes relacionats

L'Enquesta demogràfica 2007 està en procés de codificació, depuració i validació. Els resultats de l'operació es difondran a partir del primer trimestre del 2009.

This edition has been produced on the
occasion of the exhibition
"Immigration, Here and Now"
Palau Robert, October 2008 - July 2009

Curator:



Organized by:



Generalitat of Catalonia