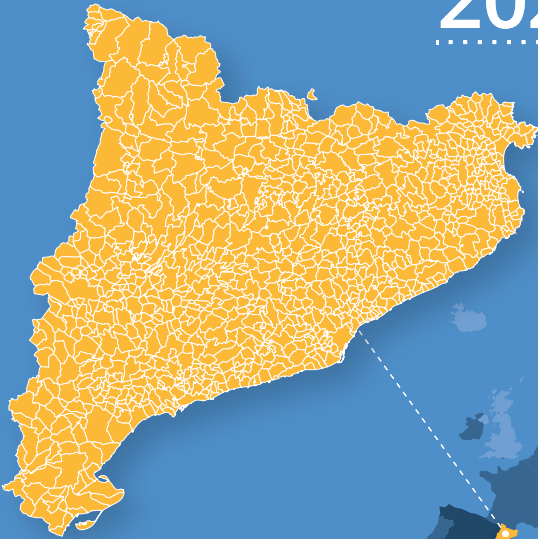


idescat

Catalonia in figures 2024



Generalitat de Catalunya
Government of Catalonia



POPULATION

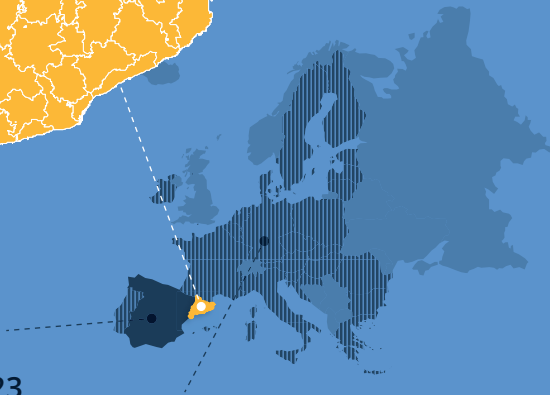
8,016,606 persons

CATALONIA · 2024



48,085,361

SPAIN · 2023




448,753,823


EUROPEAN UNION · 2023

250 inhabitants/km²

CAT · 2024




ESP · 2022



95

EU · 2022

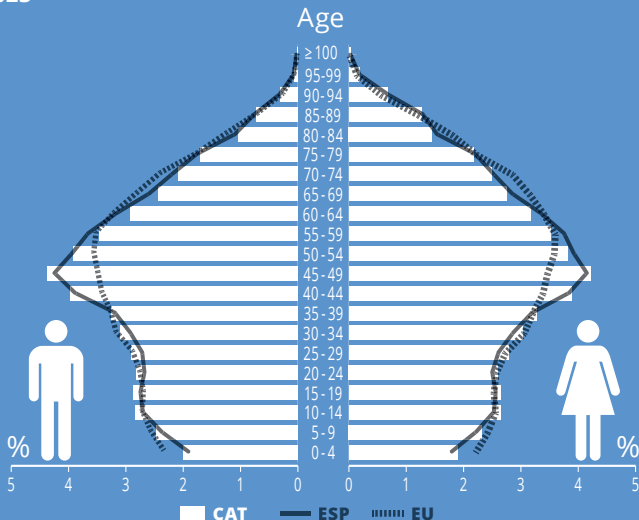


109



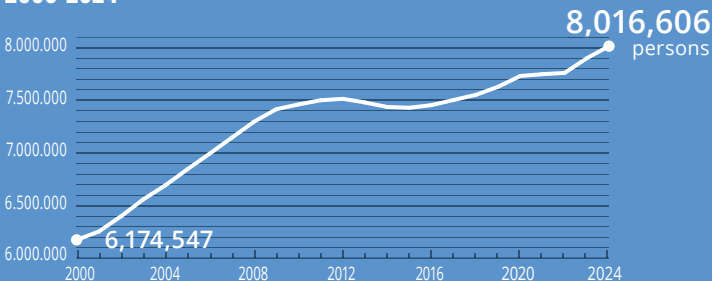
Population structure

2023



Population evolution

2000-2024






Foreign population 2023

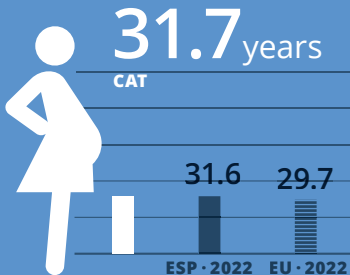
1,361,981 persons

 **17.2%**


Main nationalities



Mean age at first birth 2023



Children per woman 2023

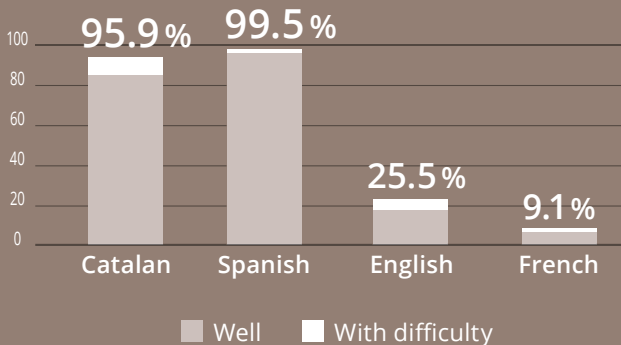


LANGUAGE



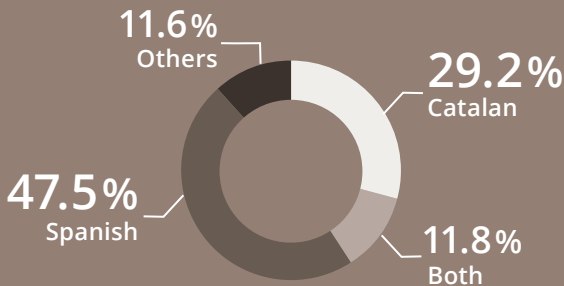
Population that understands the main languages

2021



Population according to first language

2021



EDUCATION



Population aged 25 to 34
with higher education

2023



Early leavers from education and training

2023

14.8%

CAT

13.7%

ESP

9.5%

EU



HEALTH



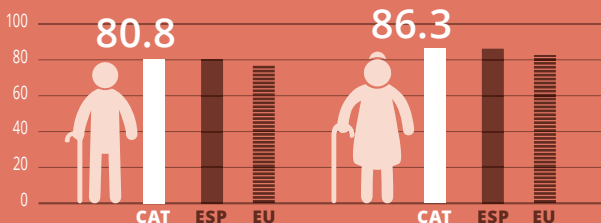
Life expectancy at birth 2021



83.6 years
CAT

83.3
ESP

80.1
EU



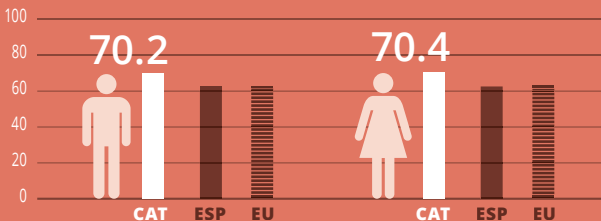
Years of healthy life at birth 2021



70.3 years
CAT

62.8
ESP

63.6
EU

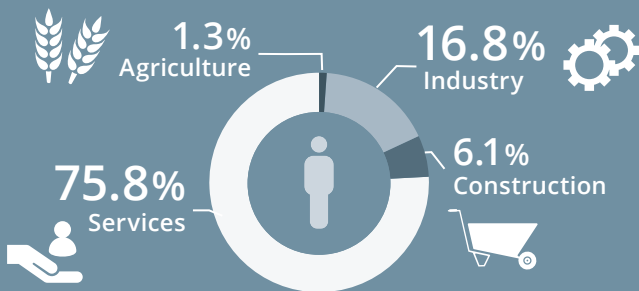


LABOUR MARKET



Employment
2023

3,734,500 persons



Unemployment rate
2023

9.3%
CAT

Men
8.9%
CAT

Women
9.8%
CAT

<25 years old
22.4%
CAT

12.1%
ESP

10.6%
ESP

13.8%
ESP

28.5%
ESP

6.0%
EU

5.8%
EU

6.3%
EU

14.5%
EU



LIVING CONDITIONS



Gross disposable household
income per inhabitant
2021



23,455 PPP*
CAT



20,478
ESP



24,271
EU

* Purchasing power parity

People at risk of poverty or social
exclusion (ARPE - EU 2030)

2023



24.4%
CAT



26.5%
ESP

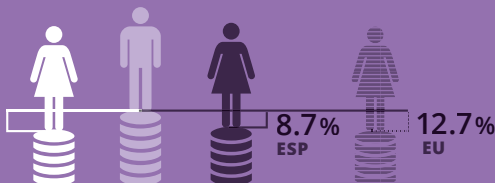


21.4%
EU

Gender pay gap

2021

11.9%
CAT



8.7%
ESP

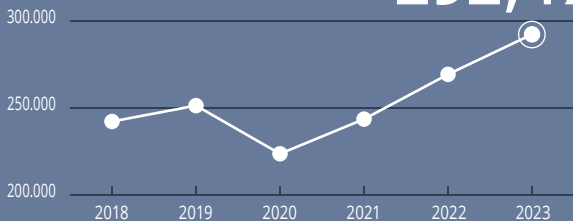
12.7%
EU



ECONOMY

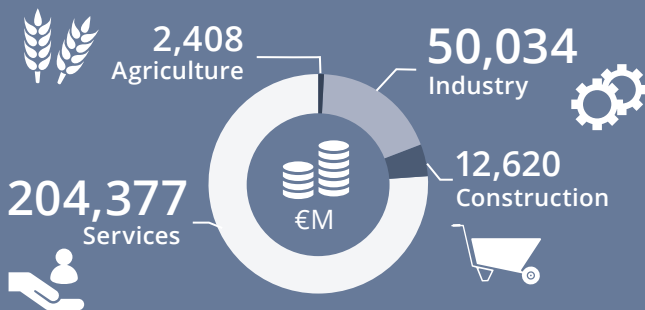
Gross domestic product 2023

292,474 €M



Gross value added. By sectors 2023

269,438 €M



GDP per inhabitant 2023

40,091 PPP*
CAT

* Purchasing power parity



33,100
ESP

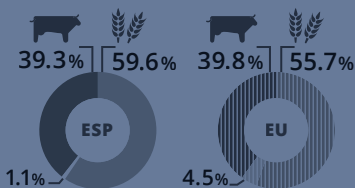
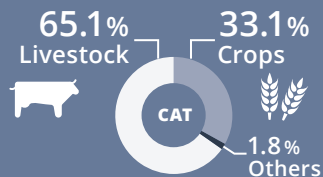


37,600
EU

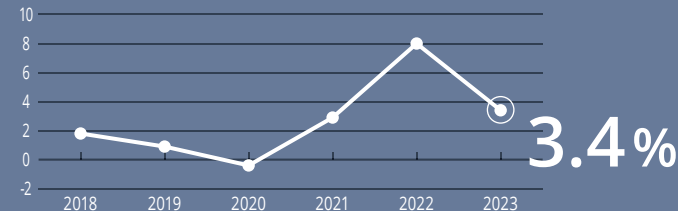


Agricultural final output 2022

6,039.9 €M



CPI. Annual variation 2023



EXTERNAL TRADE



Foreign trade 2023



Imports

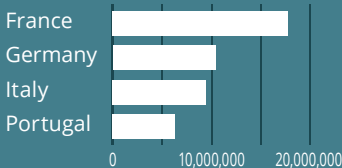
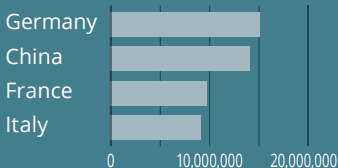


Exports

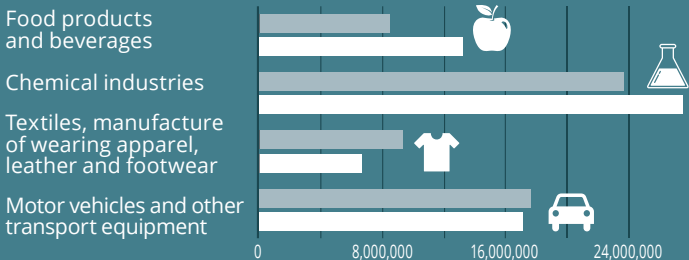
110,556.6 €M

100,768.6 €M

Main countries



Main activity branches



RESEARCH AND TECHNOLOGY



Gross internal expenditure on R&D
in relation to GDP

2022



People who have purchased online
in the last 3 months

2023



TOURISM



Travellers in tourist accommodation
(hotels, campsites, rural tourism)

2023



25.8

millions of travellers

Foreign tourists

2023

18.2 millions

Main country of origin

France

3.7

United Kingdom

1.8

United States

1.6

Germany

1.4

Italy

1.3

0

1,000,000

2,000,000

3,000,000

4,000,000

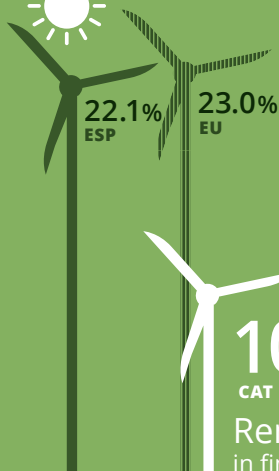


ENVIRONMENT



Greenhouse gas emissions 2021

5.4 tonnes CO₂
equivalent per capita



Share of forest area 2018



10.1%
CAT

Renewable energy
in final consumption

2022



Catalonia in figures

Basic data for Catalonia
compared with Spain and the European Union.

Information from the website:

www.idescat.cat

© Generalitat de Catalunya
Institut d'Estadística de Catalunya
Edition: June 2024
ISSN: 2014-8593

