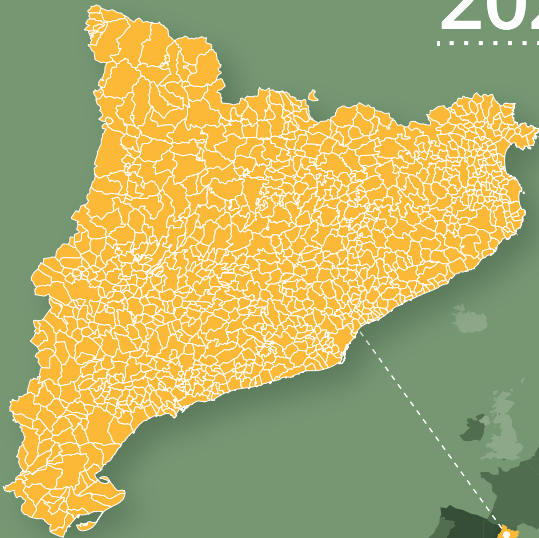


idescat

Catalonia in figures 2026



Generalitat de Catalunya
Government of Catalonia



POPULATION

8,124,126 persons

CATALONIA 1/1/2025

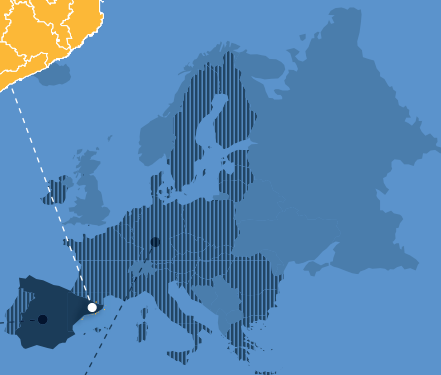


49,077,984

SPAIN · 1/1/2025


450,380,320

EUROPEAN UNION · 1/1/2025




253 inhabitants/km²

CAT · 1/1/2025




ESP · 2024



97

EU · 2024

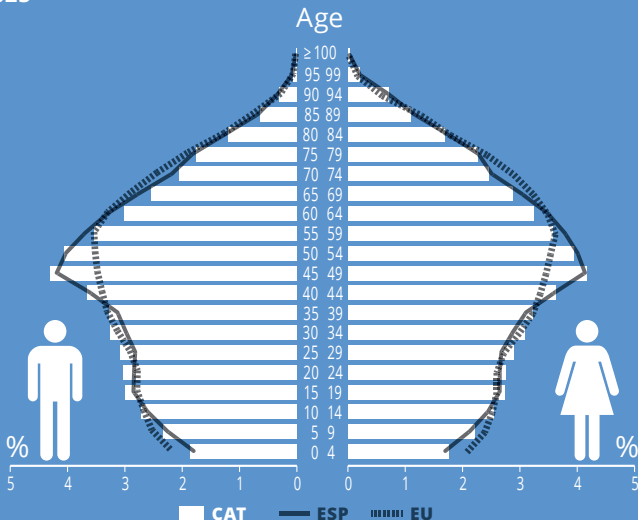


110



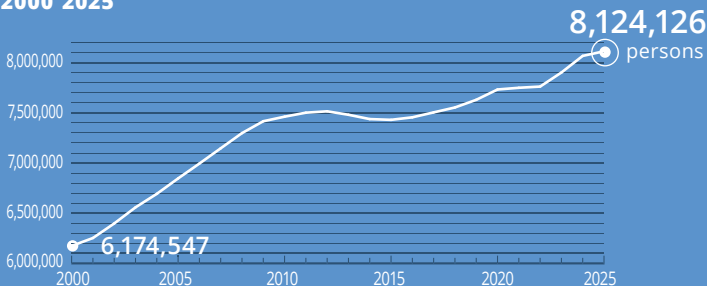
Population structure

2025



Population evolution

2000 2025



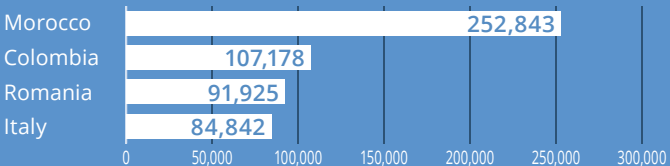


Foreign population 2025

1,522,819 persons

 18.7%

Countries of the main nationalities



Mean age at first birth 2024

31.5 years

CAT



31.5
ESP



29.9
EU

Children per woman 2024

1.09 children

CAT

1.10

ESP

1.34

EU




LANGUAGE

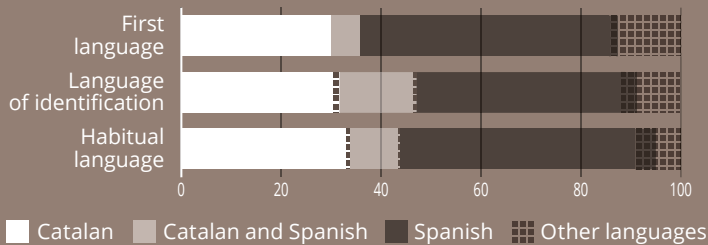


Knowledge of the main languages

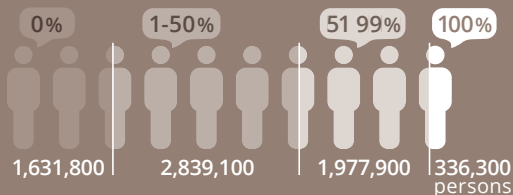
2023 · Population aged 15 and over



Population by first language, language of identification and habitual language



Degree of spoken use of Catalan



EDUCATION



Population aged 25 to 34
with higher education

2025



Early leavers from education and training
2025

13.5%

CAT

13.0%

ESP - 2024

9.3%

EU - 2024



HEALTH



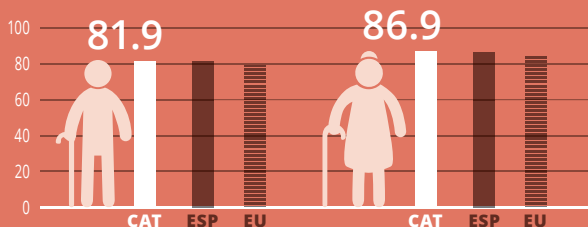
Life expectancy at birth 2024



84.5 years
CAT

84.0
ESP

81.7
EU



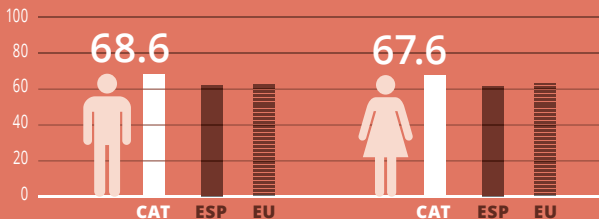
Years of healthy life at birth 2024



68.1 years
CAT

62.1
ESP · 2023

63.1
EU · 2023

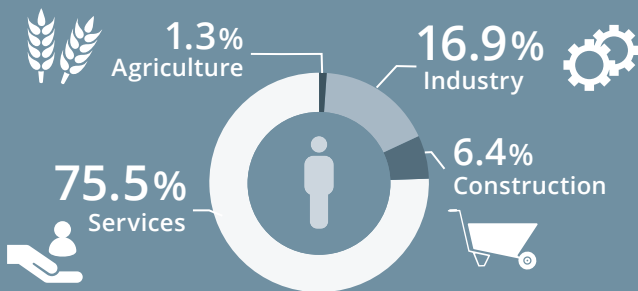


LABOUR MARKET



Employment
2025

3,914,600 persons



Unemployment rate
2025

8.4%
CAT

Men
7.6%
CAT

Women
9.2%
CAT

<25 years old
19.1%
CAT

10.5%
ESP

9.3%
ESP

11.9%
ESP

24.9%
ESP

6.0%
EU

5.8%
EU

6.2%
EU

15.2%
EU



LIVING CONDITIONS



Gross disposable household
income per inhabitant

2023



27,527 PPP*
CAT



25,350
ESP



28,228
EU

* Purchasing power parity

People at risk of poverty or social
exclusion (AROPE - EU 2030)

2025



24.8%

CAT



25.7%

ESP - 2025



21.0%

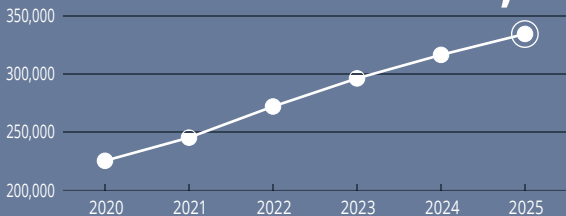
EU - 2024



ECONOMY

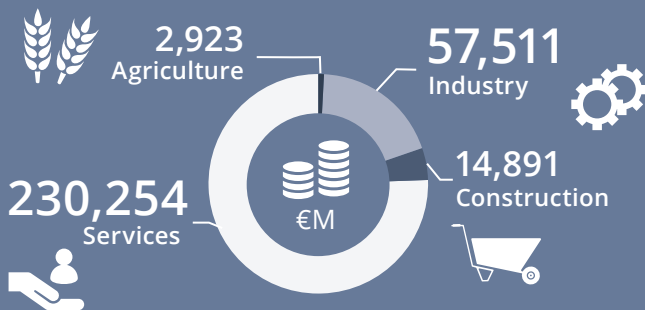
Gross domestic product 2025

334,765 €M



Gross value added. By sectors 2025

305,578 €M



GDP per inhabitant 2024

43,810 PPP*
CAT

* Purchasing power parity

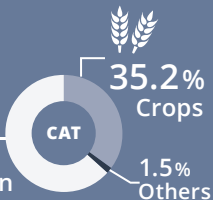


Agricultural final output 2024

6,369.4 €M



63.3%
Animal
production



41.1%



57.3%



42.8%

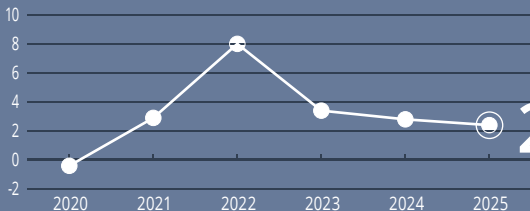


52.4%



CPI. Annual variation 2025

2025



2.4%



EXTERNAL TRADE



Foreign trade 2025



Imports

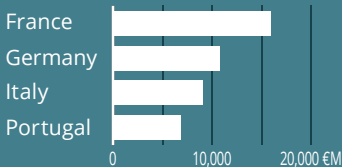
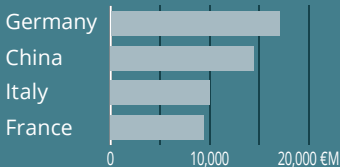


Exports

115,367.8 €M

100,904.5 €M

Main countries



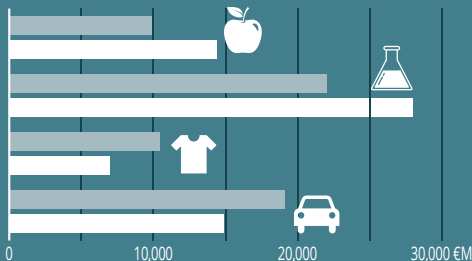
Main activity branches

Food products
and beverages

Chemical industries

Textiles, manufacture
of wearing apparel,
leather and footwear

Motor vehicles and other
transport equipment



RESEARCH AND TECHNOLOGY



Gross internal expenditure on R&D
in relation to GDP

2024



People who have purchased online
in the last 3 months

2025



TOURISM



Travellers in tourist accommodation
(hotels, campsites, rural tourism)

2025



27.2
millions of travellers

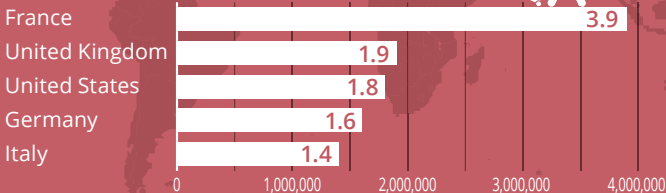
Foreign tourists

2025

20.0 million



Main countries of origin



ENVIRONMENT



Recycling of municipal waste 2024

49.0%



CAT

42.5%

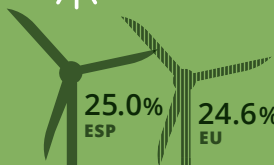


ESP

48.1%



EU



Renewable energy
in final consumption

2023

Greenhouse gas emissions 2023

4.8



tonnes CO₂
equivalent per capita



Catalonia in figures

Basic data for Catalonia
compared with Spain and the European Union.

Information from the website:

www.idescat.cat

© Generalitat de Catalunya
Institut d'Estadística de Catalunya
Edition: March 2026
ISSN: 2014-8593



gen.cat/catenxifres

