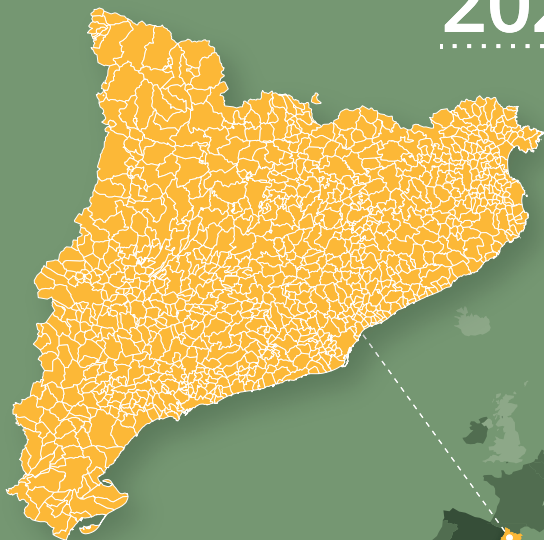


idescat

# Catalonha en chiffres 2026



Generalitat de Catalunya  
**Institut d'Estadística de Catalunya**



# POPULACION

8.124.126 persones

CATALONHA 1/1/2025



49.077.984


ESPAÑA · 1/1/2025

450.380.320

UNION EUROPEÀ · 1/1/2025

253 abitants/km<sup>2</sup>

CAT · 1/1/2025





ESP · 2024

97

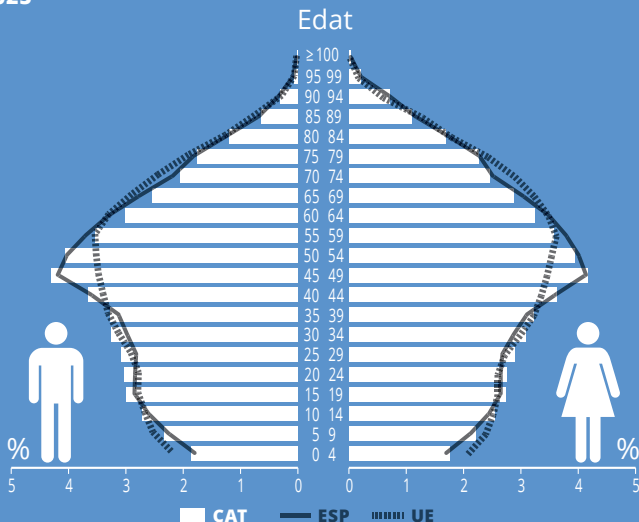
UE · 2024

110



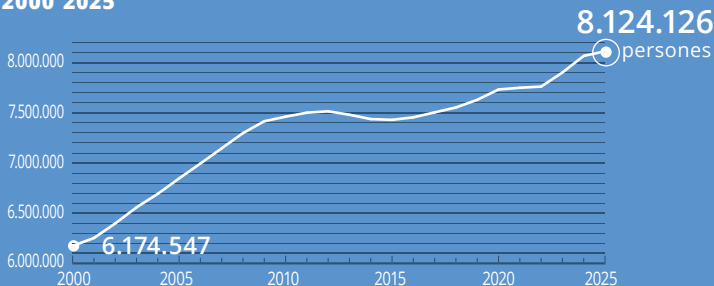
# Estructura dera poblacion

## 2025



# Evolution dera poblacion

## 2000 2025



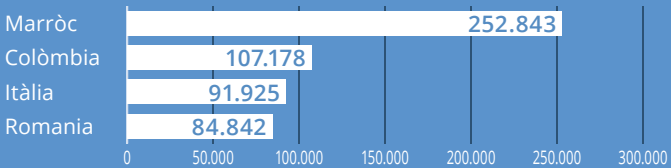


## Populacion estrangèra 2025

**1.522.819** persones



### Païsi des principaus nacionalitats



## Mejana d'edat ath prumèr hilh 2024

**31,5** ans  
CAT



## Hilhs per hemna 2024

**1,09** hilhs  
CAT

**1,10**  
ESP

**1,34**  
UE




# LENGUA

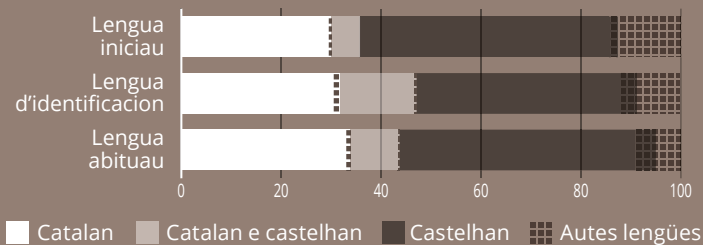


## Coneixement des lengües principaus

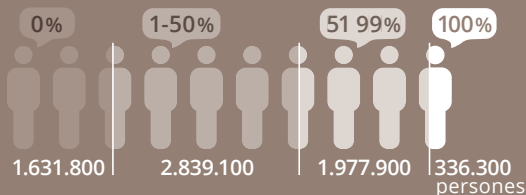
2023 · Populacion de 15 ans o més



## Populacion per lengua iniciiau, d'identificacion e abituau



## Grad d'emplec parlat de catalan



# EDUCACION



Populacion de 25 a 34 ans  
damb estudis de nivèu superior  
2025



Abandon prematurat des estudis  
2025

13,5%

CAT

13,0%

ESP · 2024

9,3%

UE · 2024





## Esperança de vida en nèisher

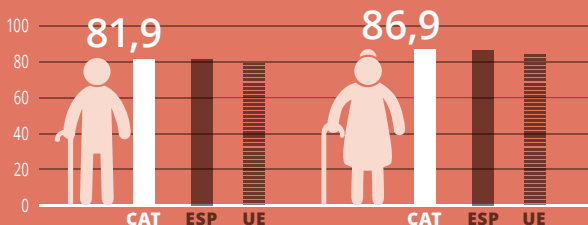
2024



**84,5** ans  
CAT

84,0  
ESP

81,7  
UE



## Ans de vida salutosa en nèisher

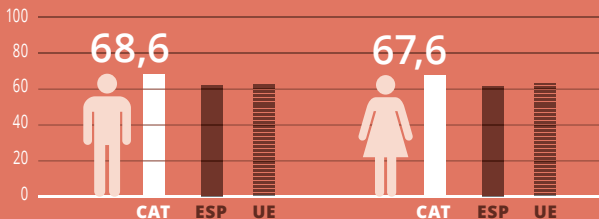
2024



**68,1** ans  
CAT

62,1  
ESP · 2023

63,1  
UE · 2023

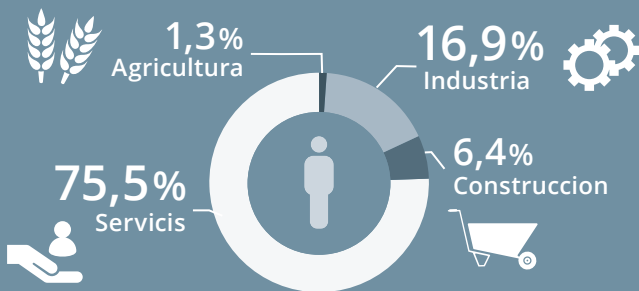


# EMPLEC



Populacion emplegada  
2025

**3.914.600** persones



Taus de caumatge  
2025

**8,4%**  
CAT

Òmes  
**7,6%**  
CAT

Hemnes  
**9,2%**  
CAT

<25 ans  
**19,1%**  
CAT

**10,5%**  
ESP

**9,3%**  
ESP

**11,9%**  
ESP

**24,9%**  
ESP

**6,0%**  
UE

**5,8%**  
UE

**6,2%**  
UE

**15,2%**  
UE



# CONDICIONS DE VIDA



Renda familiarha disponible bruta  
per abitant

2023



27.527 PPC\*

CAT



25.350

ESP



28.228

UE

\* Paritat de poder de compra

Populacion en risc de pauretat  
o exclusion social (AROPE - UE 2030)

2025



24,8%

CAT



25,7%

ESP - 2025



21,0%

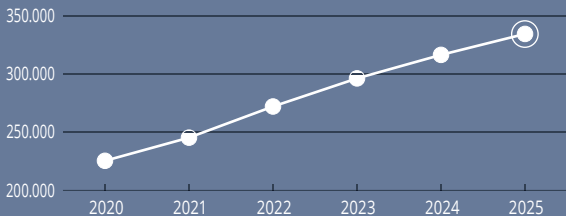
UE - 2024



# ECONOMIA

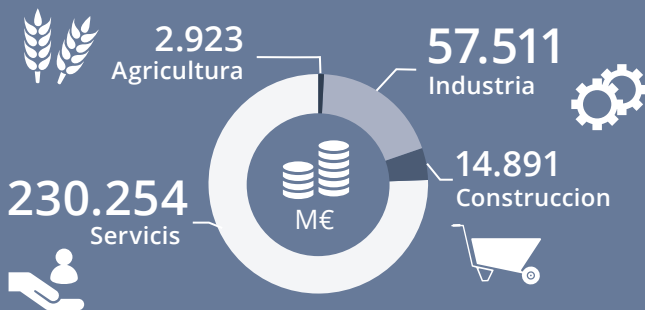
## Producte interior brut 2025

334.765 M€



## Valor hijuda bruta. Per sectors 2025



305.578 M€





## PIB per abitant 2024

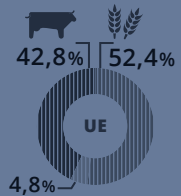
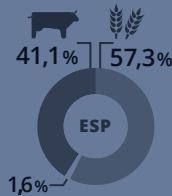

**43.810** PPC\*  
CAT



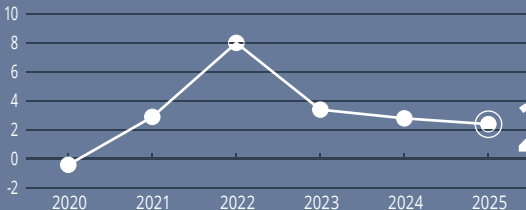
\* Paritat de poder de compra

## Produccion finau agrària 2024

**6.369,4** M€



## IPC. Variacion annau 2025



**2,4%**



# COMÈRÇ EXTERIOR



## Comerç damb er estrangèr 2025



Importacions

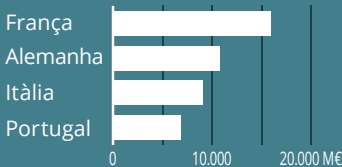
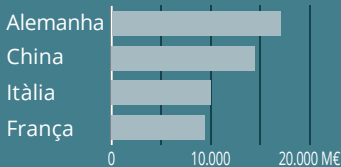
115.367,8 M€



Exportacions

100.904,5 M€

### Principaus païsi



### Principaus brancs d'activitat



## RECÈRCA E TECNOLOGIA



Despena interna bruta en R+D  
en relacìon damb eth PIB

2024



Persones qu'an crompat per internet  
enes darrèri 3 mesi

2025



# TORISME



Viatjaires en lotjaments torístics  
(otèls, campings, torisme ruraiu)

2025



27,2

milions de viatjaires

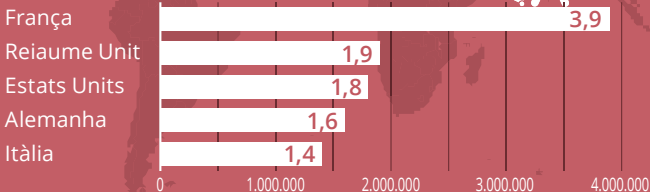
Toristes estrangèrs

2025

20,0 milions



Principau país d'origina



# MIEI AMBIENT



## Reciclatge de residus municipaus 2024

49,0%



CAT

42,5%


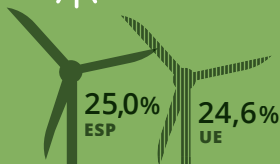


ESP

48,1%



UE



Energies renaubles  
sus eth consum finau d'energia 2023

Emissions de gasi  
d'efecte de sarra  
2023

4,8



tones de CO<sub>2</sub>  
equivalent per abitant



# Catalonha en chiffres

Donades basiques de Catalonha  
comparades damb Espanha e era Union Europèa.

Informacion extrèta deth web:

[www.idescat.cat](http://www.idescat.cat)

© Generalitat de Catalunya  
Institut d'Estadística de Catalunya  
Edicion: març 2026  
ISSN: 2014-8593



[gen.cat/catenxifres](http://gen.cat/catenxifres)

